



BlueNet

The Next Generation

The next generation of the proven BlueNet PDUs upholds the high technical standards and elevates them to the next level. Improved modularity makes the Gen2 even better placed to meet future challenges.

**BACH
MANN**

We power your life.



The next generation

The **BN3000 Gen2** is the most advanced intelligent BlueNet PDU series. It handles tasks brilliantly, offering more security and reliability in your data centre.

The PDU records a variety of metering parameters to keep you in control of your IT requirements. You can set individual threshold values for these parameters and be alerted if they

are exceeded, e.g. via local display, email, and a sound from the built-in buzzer at the the PDU.


It goes without saying that you could also integrate the PDU into the higher-level software management system like DCIM or BMS. What's more, your able to connect up to ten sensors if you need additional status and monitoring information.

The PDU that adapts


With the options to select the distribution and number of IEC 60320 outlets as required, as well as a large selection of technology modules – such as RCM and SPD – this full configurability showcases the Bachmann's Gen2 BlueNet PDU's.

No matter how you want to mount or connect the PDU, the fully adjustable mounting system which can be installed tool-free, offers full flexibility whichever 19" enclosure you're fitting it in. On the electrical side, you can configure the PDU with plugs or ferrules, or conveniently connect it via the quickly accessible terminal.

The network connection is established via the built-in Gigabit Ethernet interface, so you can communicate with the PDU and your connected devices via various protocols. If you would



like to effectively limit access to the PDU, another 100 Mbit/s Ethernet interface is available for use as a subnet.

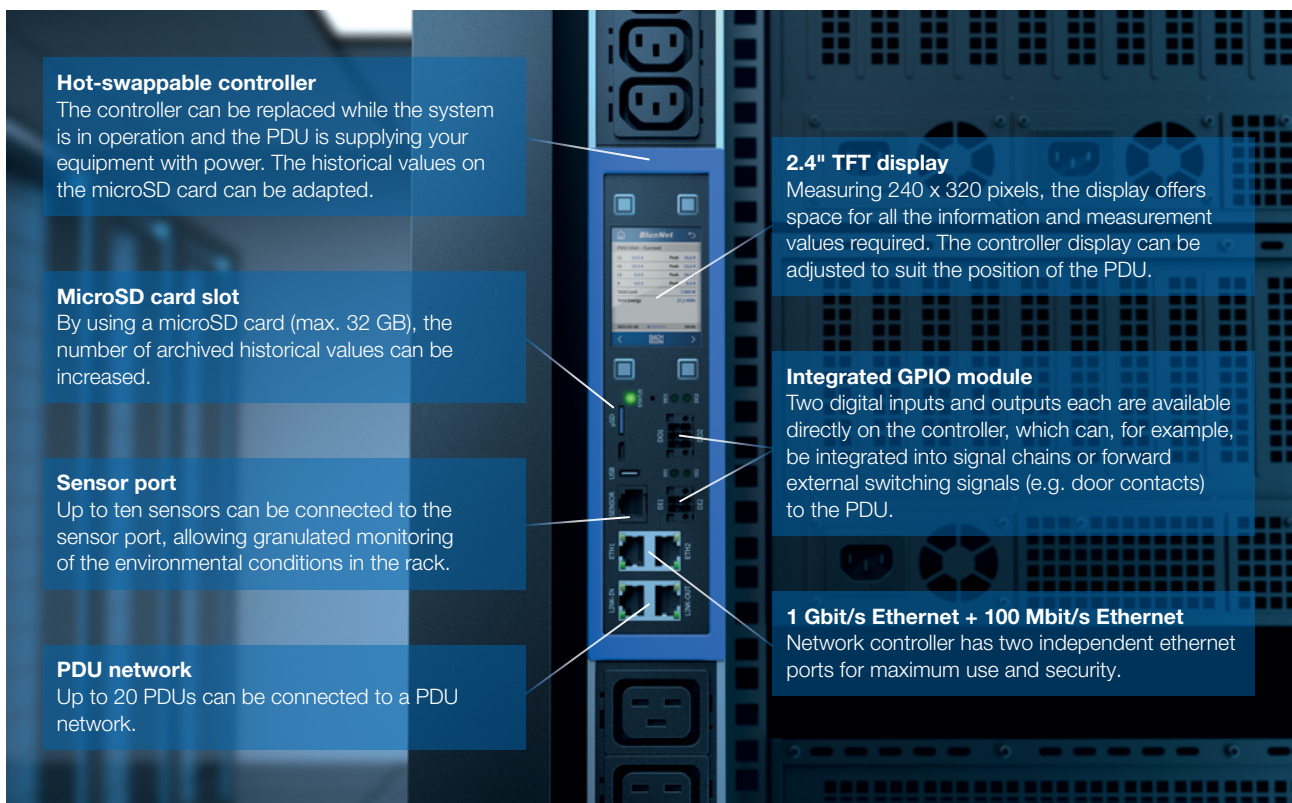


Availability is key

For maximum availability, a PoE switch or the adjacent PDU can power the controller as a redundant system. A PDU group of up to 20 PDUs can be managed via a single IP address and a common software interface.

Our PDUs are designed for maximum reliability. As such, the controller and the power supply unit can be replaced individually and even during operation. If the A or B supply to the PDU's fails, the affected controller can be supplied with power via PoE, thereby reporting on the failure.

The RCM (type B), which can be configured, allows you to quickly detect any faults in your own equipment, preventing failures in good time. You can reliably detect unequal phase utilisation with neutral conductor monitoring. Additional protection is provided by the optional overvoltage protection.



Hot-swappable controller
The controller can be replaced while the system is in operation and the PDU is supplying your equipment with power. The historical values on the microSD card can be adapted.

MicroSD card slot
By using a microSD card (max. 32 GB), the number of archived historical values can be increased.

Sensor port
Up to ten sensors can be connected to the sensor port, allowing granulated monitoring of the environmental conditions in the rack.

PDU network
Up to 20 PDUs can be connected to a PDU network.

2.4" TFT display
Measuring 240 x 320 pixels, the display offers space for all the information and measurement values required. The controller display can be adjusted to suit the position of the PDU.

Integrated GPIO module
Two digital inputs and outputs each are available directly on the controller, which can, for example, be integrated into signal chains or forward external switching signals (e.g. door contacts) to the PDU.

1 Gbit/s Ethernet + 100 Mbit/s Ethernet
Network controller has two independent ethernet ports for maximum use and security.

BN3000 Gen2

Voltage	
Input	230 V~/400 V~
Output	230 V~ per outlet
Frequency	50/60 Hz
Current/phases	
Input	16 A/32 A, 1-phase/3-phase
Output	C13: 10 A, C19: 16 A
Number of outlets/type	C13 and/or C19, number can be freely configured
Features	
Interfaces	1x 1000 Mbit/s Ethernet (PoE), 1x 100 Mbit/s Ethernet, RJ45 for sensor connection (up to 10 sensors) USB-C, RJ45 for link in (PoE-PSE)/link out (PoE-PD), digital I/O interface, microSD card slot (max. 32 GB)
Protocols	IPv4/IPv6, HTTP/HTTPS, SSH, SNMP, SMTP, etc.
Measurement values	current, voltage, frequency, power factor, active, reactive and apparent power, active, reactive and apparent energy, neutral conductor current (±1% per phase and MCB)
Hardware	Hot-swappable controller and power supply unit, 2.4" TFT colour display
Optional features	<ul style="list-style-type: none"> • RCM type B, on PDU, phase or fuse level, AC/DC sensitive, measuring range 0 ... 100 mA (AC/DC), resolution <0.2 mA • SPD (replaceable) • hydraulic-magnetic or thermal-magnetic circuit breakers
Standards	CE, DIN EN IEC 62368-1: 2021-05, DIN EN 62053-21: 2017-09, DIN EN IEC 61000-6-2: 2019-11 Class A, DIN EN IEC 61000-6-4: 2020-09 Class A, DIN EN 55024: 2016-05, DIN EN 55032: 2016-02, RoHS, REACH
Dimensions	56 mm x 65 mm (w x h), length dependant on configuration
Environmental conditions	
Operation	0 ... +60°C, 0% ... 90% RH (non-condensing), up to 3000 m a. s.l.
Transport	-30 ... +85°C, 0% ... 90% RH (non-condensing)
Mounting options	vertical with single or double bracket that can be positioned as desired

